



Trail Instructions

We look forward to welcoming you at Braintree Museum. So you are all prepared, please see below instructions on what to bring so you can complete our Courtauld Family Trail:

What to Bring

- A print out of this trail.
- Two sharpened pencils (it always useful to have a spare!)
- A rubber.
- A pencil sharpener.
- Something to lean on (a clipboard or strong piece of card if you have it).

Instructions

- Don't forget to book your entry ticket to the Museum online.
- Print of your trail (pages 2-3) using a printer at home. Your trail can be printed in colour or black and white.
- Write your name at the top of your trail in the space provided.
- Pack your trail, pencils and rubber etc. Bring them with you when you visit the Museum.
- Have fun exploring!

Please note: staff cannot provide pencils or copies of this trail at the Museum so please remember to bring your own.

The Courtauld Family Trail

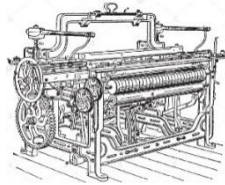
Name _____

Object Hunt

Look around the Courtauld exhibition, can you find the following objects on display? Tick off the ones you spot!



A blue jacket



A miniature loom



A medal



A harpoon



Silver coffee jug



A dress

Portrait Trail

Look at the portraits on display in the exhibition, which of these colours can you see?

Tick off the ones you spot!

Red 

Black 

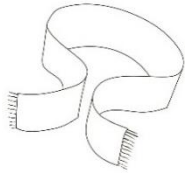
White 

Brown 

Blue 

Look at all the portraits again.

Can you spot the following things?




A scarf



A necklace



Pocket watch




A bow tie



A flower

In the frame below, draw a portrait or a picture. It could be of yourself, a friend or family member.



Congratulations! You have completed the trail!