



TRAIL INSTRUCTIONS

We look forward to welcoming you at Braintree Museum. So you are all prepared, please see below instructions on what to bring so you can complete our Museum Drawing Trail:

What to Bring

- A print out of this trail.
- Two sharpened pencils (it always useful to have a spare!)
- A rubber.
- A pencil sharpener.
- Something to lean on (a clipboard or strong piece of card if you have it).

Instructions

- Don't forget to book your entry ticket to the Museum online.
- Print of your trail (page 2) using a printer at home. Your trail can be printed in colour or black and white.
- Write your name somewhere on your trail.
- Pack your trail, pencils and rubber etc. Bring them with you when you visit the Museum.
- Have fun exploring!




Please note: staff cannot provide pencils or copies of this trail at the Museum so please remember to bring your own.

MUSEUM DRAWING TRAIL


Draw Something That's...

Wood

Really Big



Really Small



A Portrait

Round